


IC TRANSCEIVER HALF 1/1 8SOIC

| | |
|---------------|----------------------------------|
| Manufacturers | <u>Microchip Technology, Inc</u> |
| Package/Case | SOIC-8 |
| Product Type | Integrated Circuits (ICs) |
| RoHS | |
| Lifecycle | |



Images are for reference only

Please submit RFQ for ATA6563-GAQW0 or [Email to us: sales@ovaga.com](mailto:sales@ovaga.com) We will contact you in 12 hours.

[RFQ](#)

General Description

The Microchip ATA6563 is a high-speed CAN FD transceiver that provides an interface between a controller area network (CAN) protocol controller and the physical two-wire CAN bus. The transceiver is designed for high-speed (up to 5Mbit/s) CAN applications in the automotive industry, providing differential transmit and receive capability to (a microcontroller with) a CAN protocol controller. It offers improved electromagnetic compatibility (EMC) and electrostatic discharge (ESD) performance, as well as features such as:

- Ideal passive behavior to the CAN bus when the supply voltage is off

- Direct interfacing to microcontrollers with supply voltages from 3V to 5V

- Two operating modes (Standby and Normal Mode) together with the dedicated fail-safe features make the Atmel ATA6563 an excellent choice for all types of high-speed CAN networks, especially in nodes requiring low-power mode with wake-up capability via the CAN bus.

- The ATA6563 is automotive Grade 0 qualified for an ambient temperature range from -40° to 150°C.

To purchase the ATA6563 or obtain additional information, please contact any Microchip sales representative or authorized worldwide distributor.

Please see our MikroElektronika click Board! <https://www.mikroe.com/ata6563-click>

Features

Fully ISO 11898-2, ISO 11898-5, ISO 11898-2:2016 and SAE J2962-2 compliant

CAN FD - communication speed up to 5Mbit/s

Low electromagnetic emission (EME) and high electromagnetic immunity (EMI)

Differential receiver with wide common mode range

Direct interfacing to microcontrollers with supply voltages from 3V to 5V

Remote wake-up capability via CAN bus - Wake-Up on Pattern (WUP), as Specified in ISO 11898-2:2016, 3.8 μ s Activity Filter Time

Functional behavior predictable under all supply conditions

Transceiver disengages from the bus when not powered up

RXD recessive clamping detection

High electrostatic discharge (ESD) handling capability on the bus pins

Bus pins protected against transients in automotive environments

Transmit data (TXD) dominant time-out function

Undervoltage detection on VCC

CANH/CANL short-circuit and overtemperature protected

Automotive Grade 0 qualified according to AEC-Q100

Packages: SO8, VDFN8 with wettable flanks (Moisture Sensitivity Level 1)



Related Products



[AT42QT1040-MMHR](#)

Microchip Technology, Inc
VQFN-20




[AT30TSE004A-MAA5M-T](#)

Microchip Technology, Inc
WDFN-8




[AT30TS74-SS8M-T](#)

Microchip Technology, Inc
SOIC-8




[ATMEGA808-MU](#)

Microchip Technology, Inc




[ATSAMC21G17A-MZTVAO](#)

Microchip Technology, Inc
VQFN




[ATTINY3226-SU](#)

Microchip Technology, Inc
SOIC



[ATTINY3224-SSU](#)

Microchip Technology, Inc
SOIC



[ATTINY1626-MU](#)

Microchip Technology, Inc
VQFN