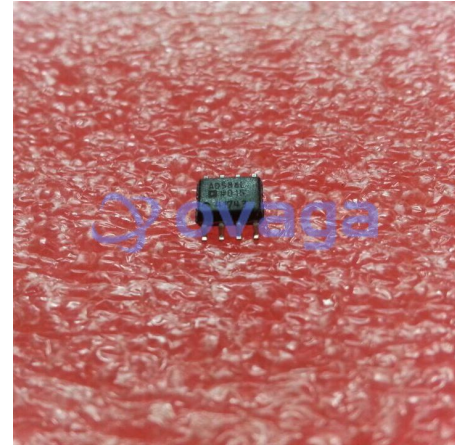


V-Ref Precision 5V 10mA 8-Pin SOIC N Tube

Manufacturers	Analog Devices, Inc
Package/Case	SOIC-8
Product Type	Power Management ICs
RoHS	Pb-free Halide free
Lifecycle	



Images are for reference only

Please submit RFQ for AD586LRZ or [Email to us: sales@ovaga.com](mailto:sales@ovaga.com) We will contact you in 12 hours.

[RFQ](#)

General Description

The AD586 offers much higher performance than most other 5 V references. Because the AD586 uses an industry standard pinout, many systems can be upgraded instantly with the AD586. The buried Zener approach to reference design provides lower noise and drift than bandgap voltage references. The AD586 offers a noise reduction pin which can be used to further reduce the noise level generated by the buried Zener.

The AD586 is recommended for use as a reference for 8-, 10-, 12-, 14- or 16-bit D/A converters which require an external precision reference. The device is also ideal for successive approximation or integrating A/D converters with up to 14 bits of accuracy and, in general, can offer better performance than the standard on-chip references.

The AD586J, K, L and M are specified for operation from 0°C to +70°C, the AD586A and B are specified for -40°C to +85°C operation, and the AD586S and T are specified for -55°C to +125°C operation. The AD586J, K, L and M are available in an 8-pin plastic DIP. The AD586J, K, L, A and B are available in an 8-pin plastic surface mount small outline (SO) package. The AD586J, K, L, S and T are available in an 8-pin cerdip package.

Features

Laser Trimmed to High Accuracy $5.00\text{ V} \pm 2.0\text{ mV}$ (M Grade)

Trimmed Temperature Coefficient $2\text{ ppm}/^\circ\text{C}$ Max, 0°C to 70°C (M Grade) $5\text{ ppm}/^\circ\text{C}$ Max, -40°C to $+85^\circ\text{C}$ (B and L Grades) $10\text{ ppm}/^\circ\text{C}$ Max, -55°C to $+125^\circ\text{C}$ (T Grade)

Low Noise, $100\text{ nV}/\sqrt{\text{Hz}}$

Noise Reduction Capability

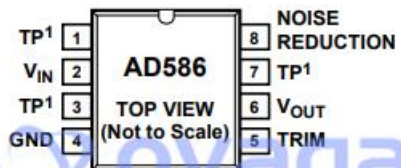
Output Trim Capability

MIL-STD-883 Compliant Versions Available

Industrial Temperature Range SOICs Available

Output Capable of Sourcing or Sinking 10 mA





¹TP DENOTES FACTORY TEST POINT.
NO CONNECTIONS, EXCEPT DUMMY PCB PAD,
SHOULD BE MADE TO THESE POINTS.

005529-004

Figure 4. Pin Configuration (R-8)

Related Products



[ADP3336ARMZ-REEL7](#)

Analog Devices, Inc
MSOP-8



[ADP3367ARZ](#)

Analog Devices, Inc
SOIC-8



[ADP3330ARTZ3.3-RL7](#)

Analog Devices, Inc
SOT-23-6




[ADR421ARZ](#)

Analog Devices, Inc
SOP-8



[AD737JRZ](#)

Analog Devices, Inc
SOP-8



[AD636JH](#)

Analog Devices, Inc
TO-100-10



[ADR434BRZ](#)

Analog Devices, Inc
SOIC-8



[ADR3412ARJZ-R7](#)

Analog Devices, Inc
SOT-23-6