


Operational Amplifier, Quad, 4 Amplifier, 1.3 MHz, 0.7 V/ μ s, $\pm 2.5V$ to $\pm 15V$, TSSOP, 14 Pins

Manufacturers	Analog Devices, Inc
Package/Case	TSSOP-14
Product Type	Amplifier ICs
RoHS	Rohs
Lifecycle	



Images are for reference only

Please submit RFQ for OP4177ARUZ or [Email to us: sales@ovaga.com](mailto:sales@ovaga.com) We will contact you in 12 hours.

[RFQ](#)

General Description

The OPx177 family consists of very high precision, single, dual, and quad amplifiers featuring extremely low offset voltage and drift, low input bias current, low noise, and low power consumption. Outputs are stable with capacitive loads of over 1000 pF with no external compensation. Supply current is less than 500 μ A per amplifier at 30 V. Internal 500 Ω series resistors protect the inputs, allowing input signal levels several volts beyond either supply without phase reversal.

Unlike previous high voltage amplifiers with very low offset voltages, the OP1177 (single) and OP2177 (dual) amplifiers are available in tiny 8-lead surface-mount MSOP and 8-lead narrow SOIC packages. The OP4177 (quad) is available in TSSOP and 14-lead narrow SOIC packages. Moreover, specified performance in the MSOP and the TSSOP is identical to performance in the SOIC package. MSOP and TSSOP are available in tape and reel only.

The OPx177 family offers the widest specified temperature range of any high precision amplifier in surface-mount packaging. All versions are fully specified for operation from -40°C to $+125^{\circ}\text{C}$ for the most demanding operating environments.

Applications for these amplifiers include precision diode power measurement, voltage and current level setting, and level detection in optical and wireless transmission systems. Additional applications include line-powered and portable instrumentation and controls—thermocouple, RTD, strain-bridge, and other sensor signal conditioning—and precision filters.

Features

Low offset voltage: 60 μV maximum

Very low offset voltage drift: 0.7 $\mu\text{V}/^\circ\text{C}$ maximum

Low input bias current: 2 nA maximum

Low noise: 8 nV/ $\sqrt{\text{Hz}}$ typical

CMRR, PSRR, and AVO > 120 dB minimum

Low supply current: 400 μA per amplifier

Dual supply operation: $\pm 2.5\text{ V}$ to $\pm 15\text{ V}$

Unity-gain stable

No phase reversal

Inputs internally protected beyond supply voltage

Application


Wireless base station control circuits

Optical network control circuits

Instrumentation

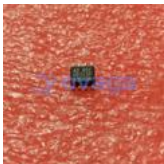
Sensors and controls

Precision filters






Related Products



[OP213F](#)

Analog Devices, Inc
SMD/DIP-8/SOP-8



[OP27GP](#)

Analog Devices, Inc
PDIP-8




[OP462GSZ](#)

Analog Devices, Inc
SOIC-14




[OP467GPZ](#)

Analog Devices, Inc
PDIP-14



[OP42AZ](#)

Analog Devices, Inc
CDIP-8



[OP37GS](#)

Analog Devices, Inc
SOIC-8



[OP2177ARM](#)

Analog Devices, Inc
MSOP8



[OP400GPZ](#)

Analog Devices, Inc
PDIP-14